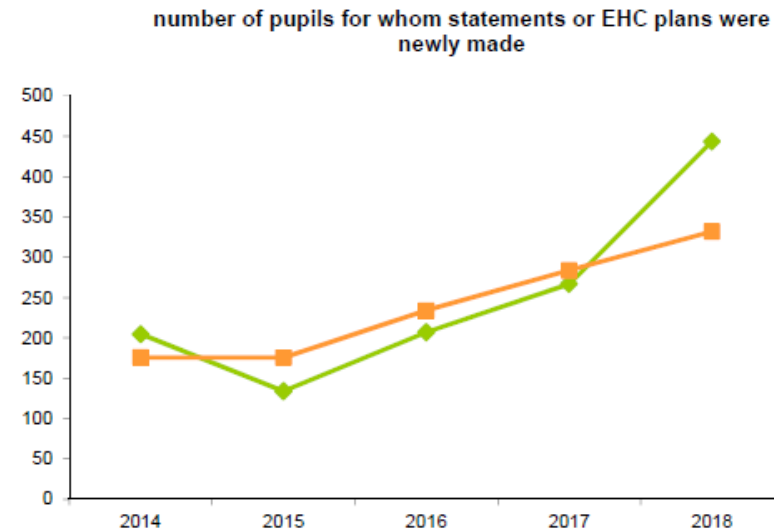
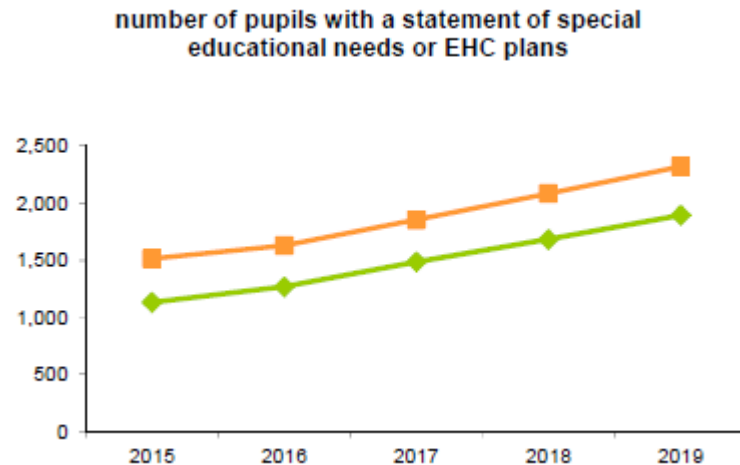


DfE statistical release on Special Educational Needs Headlines for Derby

Children for whom EHC plans were newly made

- 444 new EHC plans were issued during 2018 - **an increase of 177 (66.3%)** compared to 2017
- **National increase is 16%** and the comparator authorities' average is up by 17%



DfE statistical release on Special Educational Needs Headlines for Derby

New EHC plans issued within 20 weeks (exc. exceptions)

- **11.7% were issued within 20 weeks** (compared to 60.1% nationally and 55.8% comparator authorities average) a decrease from 75% in 2017
Derby is ranked 146th nationally
- Regionally Derbyshire also saw a decrease of 18.9% to 34%, Leicester a decrease of 3.4% and Lincolnshire a decrease of 6.4%. **Derby, Derbyshire and Leicester are the only East Midlands authorities below 90 - 100%**

LA name	2014	2015	2016	2017	2018
Derby		1.4%	16.1%	75.0%	11.7%
Derbyshire	100.0%	0.0%	47.3%	52.9%	34.0%
Leicester	0.0%	52.8%	71.8%	60.8%	57.4%
Leicestershire		99.1%	97.8%	98.9%	98.3%
Lincolnshire		4.5%	66.8%	98.3%	91.9%
Northamptonshire	63.7%	86.6%	96.9%	96.7%	91.9%
Nottingham	100.0%	100.0%	99.2%	99.1%	100.0%
Nottinghamshire	100.0%	98.9%	90.6%	43.1%	93.3%
Rutland	100.0%	78.6%	77.3%	67.9%	100.0%



DfE statistical release on Special Educational Needs Headlines for Derby

Placement of children for whom Local Authorities maintain an EHC plan

- 15.1% attended LA maintained mainstream schools (18.2 nationally), a decrease of 9.8%
- 33% attended LA maintained special schools (23.7% nationally)
- 18% attended academies (14.5% nationally), an increase of 17.2%
- **6% attend a resourced provision in a LA mainstream maintained school (1.8% nationally), a decrease of 6%**
- 27.8% attended other establishment types (such as non-maintained special schools and hospital schools), or were educated through other arrangements

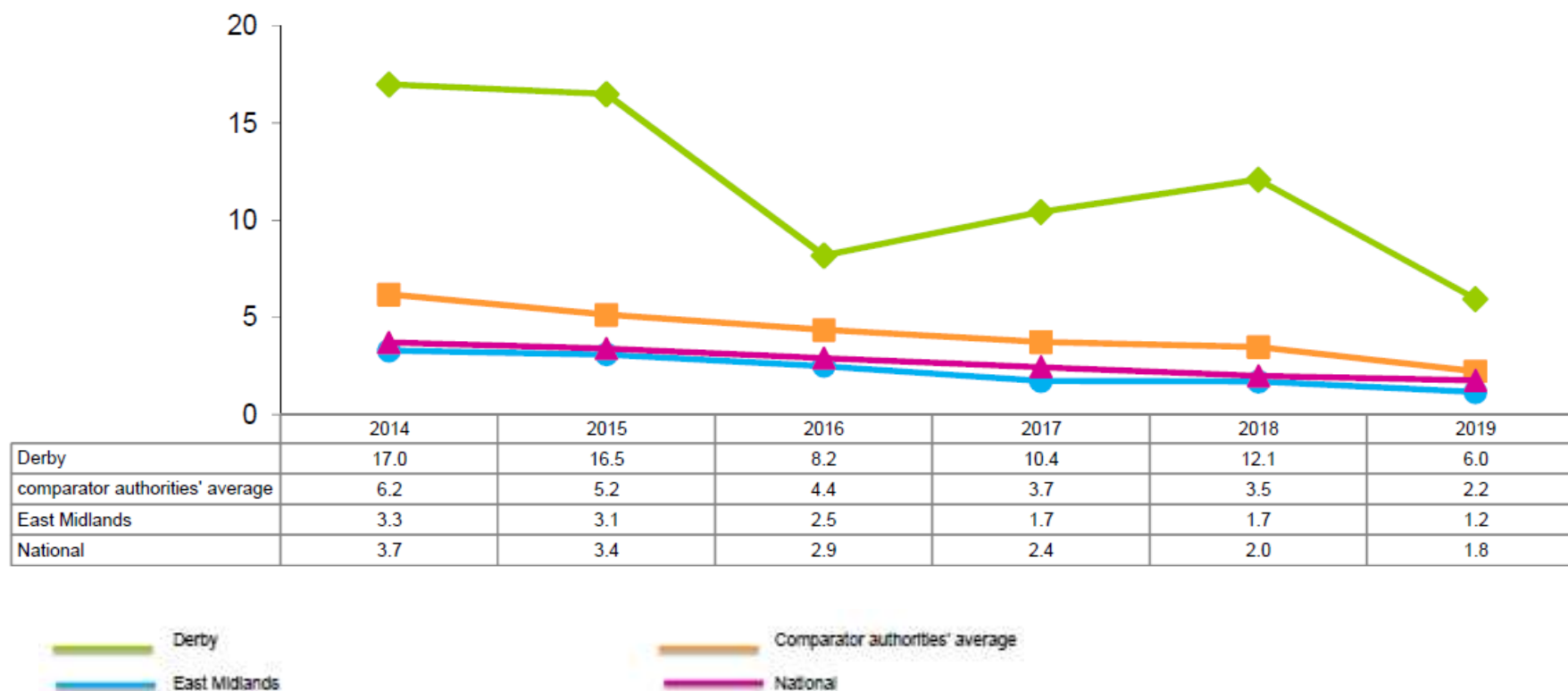
Placement of children with a new EHC plan

- 31.8% of all new EHC plans were for pupils attending LA maintained mainstream schools (37.7% nationally)
- 19.8% attended LA maintained special schools (12.8% nationally) and 26.6% in mainstream academies (22.3% nationally)



DfE statistical release on Special Educational Needs Headlines for Derby

resourced provision in maintained mainstream schools

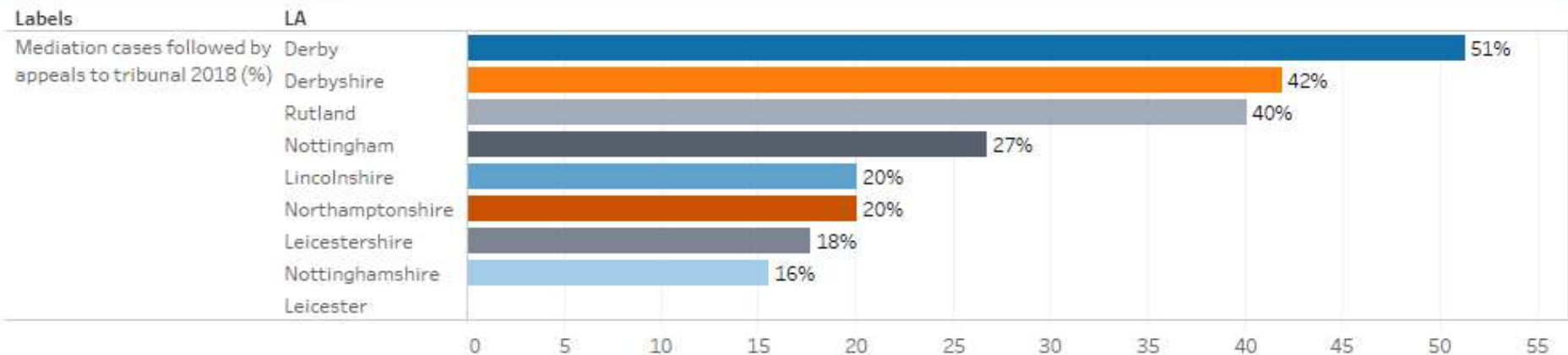


DfE statistical release on Special Educational Needs Headlines for Derby

EHC plans with personal budgets, mediation and tribunal cases

- **24 personal budgets in place** for EHC plans issued or reviewed during 2018 (compared to 72 in comparator authorities' average)
- 41 mediation cases held during 2018. Of these mediation cases, 21 **(51.2%) were followed by appeals to tribunal** (compared to 24.6% comparator authorities average and 26.4% nationally)

Mediation cases followed by appeals to tribunal %



Full analysis and commentary available on DORIS Report Library

Special Educational Needs (SEN) reports

[SEN - local analysis](#)

[SEN Stage - school analysis](#)

[SEN needs type - school analysis](#)

[SEN - trends analysis](#)

[SEN - ward analysis](#)

[SEND Inspection Dashboard](#)